


FAR CHEMICAL INDUSTRIES LIMITED
1st Quarter Financial Statements
Statement of Financial Position (Un-Audited)
As at September 30, 2015

Particulars	Amount in Taka	
	30-09-2015	30-06-2015
ASSETS		
Non-Current Assets		
Property, Plant & Equipment	846,068,363	859,529,782
Security Deposits	1,548,471	1,548,471
	847,616,834	861,078,253
Current Assets:		
Inventories	465,745,219	374,399,878
Trade Receivables	669,033,992	644,292,072
Advances, Deposits and Prepayments	54,215,480	51,710,861
STD Account (IPO)	3,015,000	3,035,000
Cash and Cash Equivalents	49,164,578	39,940,930
	1,241,174,269	1,113,378,741
TOTAL ASSETS	2,088,791,103	1,974,456,995
EQUITY AND LIABILITIES		
Shareholder's Equity		
Share Capital	1,092,378,780	1,092,378,780
Retained Earnings	968,033,705	836,390,809
	2,060,412,485	1,928,769,589
Current Liabilities		
Trade and Other Payables	21,866,605	31,937,074
Short Term borrowings	2,275,100	4,521,876
Share Money Deposit (IPO)	3,015,000	3,035,000
Provision for expenses	1,221,913	6,193,456
	28,378,618	45,687,406
TOTAL EQUITY AND LIABILITIES	2,088,791,103	1,974,456,995
Net Asset Value per Share (NAV)	18.86	17.66



Chairman



Managing Director




Chief Financial Officer

Place: Dhaka
Dated: November 22, 2015

FAR CHEMICAL INDUSTRIES LIMITED
Statement of Comprehensive Income (Un-Audited)
For the period ended September 30, 2015.

Particulars	Amount in Taka	
	July 2015 to September. 2015	July 2014 to September. 2014
Revenue	451,023,256	291,054,125
Cost of Sales	315,671,222	249,462,491
Gross Profit	135,352,034	41,591,634
Operating Expenses		
Selling & Distribution	1,924,500	1,754,281
Administrative Expenses	1,475,284	1,275,412
Employee Welfare Expenses	164,254	161,248
	3,564,038	3,190,941
Profit from Operation	131,787,996	38,400,693
Financial Expenses	145,100	32,015
	131,642,896	38,368,678
Add: Other Income	-	1,531,245
Net profit before tax	131,642,896	39,899,923
Income Tax Expenses	-	-
Profit after tax	131,642,896	39,899,923
Basic Earnings Per Share (EPS)	1.21	0.44
No. of Shares used to compute EPS	109,237,878	91,031,565


* EPS calculated based on weighted average number of shares.



 Chairman



 Managing Director




 Chief Financial Officer


Place: Dhaka
 Dated: November 22, 2015

FAR CHEMICAL INDUSTRIES LIMITED
Cash Flow Statement (Un-Audited)
For the period ended 30th September 2015.

<u>Particulars</u>	Amount in Taka	
	July 2015 to September, 2015	July 2014 to September, 2014
A. Cash Flow From Operating Activities:		
Receipt from customers	426,281,336	285,623,176
Receipt form other income	-	1,531,245
Payment for Cost of Expenses	(402,833,766)	(311,226,134)
Payment for operating Expenses	(8,167,790)	(19,658,400)
Payment for employee welfare expenses	(164,254)	(161,248)
Net cash flow from Operating activities	15,115,526	(43,891,362)
B. Cash Flow From Investing Activities:		
Acquisition of Property, Plant & Equipment	(3,500,000)	(2,597,815)
Increase in FDR	-	(94,491,721)
Net cash flow from investing activities	(3,500,000)	(97,089,536)
C. Cash Flow From Financing Activities:		
Receipt/(Payment) against short term loan	(2,246,776)	(8,542,157)
Payment of financial expenses	(145,100)	(32,015)
Decrease in Share money Deposit	(20,000)	(2,430,239)
Decrease in STD Account	20,000	152,134,104
Net Cash flow from financing activities	(2,391,876)	141,129,693
D. Increase/(Decrease) cash and cash equivalents (A+B+C)	9,223,650	148,794
E. Opening cash and cash equivalents	39,940,930	8,772,753
F. Closing cash and cash equivalents (E + D)	49,164,580	8,921,547
Net Operating Cash Flow per Share (NOCFPS)	0.14	(0.48)



 Chairman



 Managing Director



 Chief Financial Officer


Place: Dhaka
 Dated: November 22, 2015

FAR CHEMICAL INDUSTRIES LIMITED
Changes in Equity Statement (Un-Audited)
For the period ended September 30, 2015.

Particulars	Ordinary Share Capital	Retained Earnings	Total
As at July 01, 2015	1,092,378,780	836,390,809	1,928,769,589
Add: Current Period Net Profit	-	131,642,896	131,642,896
Total	1,092,378,780	968,033,705	2,060,412,485

FAR CHEMICAL INDUSTRIES LIMITED
Changes in Equity Statement (Un-Audited)
For the period ended September 30, 2014.

Particulars	Ordinary Share Capital	Retained Earnings	Total
As at July 01, 2014	910,315,650	719,992,809	1,630,308,459
Add: Current period net profit	-	39,899,923	39,899,923
Total	910,315,650	759,892,732	1,670,208,382



 Chairman



 Managing Director



 Chief Financial Officer

Place: Dhaka
 Dated: November 22, 2015