


FAR CHEMICAL INDUSTRIES LIMITED
1st Quarter Financial Statements
Statement of Financial Position (Un-Audited)
As at September 30, 2016

Particulars	Amount in Taka	
	30-09-2016	30-06-2016
ASSETS		
Non-Current Assets		
Property, Plant & Equipment	1,380,011,406	1,192,501,526
Security Deposits	1,548,471	1,548,471
	1,381,559,877	1,194,049,997
Current Assets:		
Inventories	385,745,414	397,370,281
Trade Receivables	525,957,623	599,010,464
Advances, Deposits and Prepayments	55,215,977	51,263,934
STD Account (IPO)	2,980,000	2,980,000
Cash and Cash Equivalents	76,164,578	75,362,519
	1,046,063,592	1,125,987,198
TOTAL ASSETS	2,427,623,469	2,320,037,195
EQUITY AND LIABILITIES		
Shareholder's Equity		
Share Capital	1,365,473,470	1,365,473,470
Retained Earnings	1,023,866,087	907,807,220
	2,389,339,557	2,273,280,690
Current Liabilities		
Trade and Other Payables	31,866,605	34,150,610
Short Term borrowings	2,015,600	2,125,487
Share Money Deposit (IPO)	2,980,000	2,980,000
Provision for expenses	1,421,707	7,500,408
	38,283,912	46,756,505
TOTAL EQUITY AND LIABILITIES	2,427,623,469	2,320,037,195
Net Asset Value per Share (NAV)	17.50	16.65


 Chairman


 Managing Director


 Company Secretary


 Chief Financial Officer

Place: Dhaka
 Dated: November 07, 2016

FAR CHEMICAL INDUSTRIES LIMITED
Statement of Comprehensive Income (Un-Audited)
For the period ended September 30, 2016.

Particulars	Amount in Taka	
	July 2016 to September. 2016	July 2015 to September. 2015
Revenue	453,021,654	451,023,256
Cost of Sales	331,158,829	315,671,222
Gross Profit	121,862,825	135,352,034
Operating Expenses		
Selling & Distribution	3,554,782	1,924,500
Administrative Expenses	1,881,257	1,475,284
Employee Welfare Expenses	167,341	164,254
	5,603,380	3,564,038
Profit from Operation	116,259,445	131,787,996
Financial Expenses	200,578	145,100
	116,058,867	131,642,896
Add: Other Income	-	-
Net profit before tax	116,058,867	131,642,896
Income Tax Expenses	-	-
Profit after tax	116,058,867	131,642,896
Basic Earnings Per Share (EPS)	0.85	1.21
No. of Shares used to compute EPS	136,547,347	109,237,878
Basic Earnings Per Share (EPS)-Restated	0.85	0.96

* EPS calculated based on weighted average number of shares.


 Chairman


 Managing Director


 Company Secretary


 Chief Financial Officer

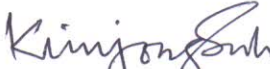
Place: Dhaka
 Dated: November 07, 2016

FAR CHEMICAL INDUSTRIES LIMITED
Cash Flow Statement (Un-Audited)
For the period ended 30th September 2016.

<u>Particulars</u>	Amount in Taka	
	July 2016 to September, 2016	July 2015 to September, 2015
A. Cash Flow From Operating Activities:		
Receipt from customers	526,074,495	426,281,336
Receipt form other income	-	-
Payment for Cost of Expenses	(308,229,747)	(402,833,766)
Payment for operating Expenses	(11,301,700)	(8,167,790)
Payment for employee welfare expenses	(167,341)	(164,254)
Net cash flow from Operating activities	206,375,706	15,115,526
B. Cash Flow From Investing Activities:		
Acquisition of Property, Plant & Equipment	(205,263,182)	(3,500,000)
Increase in FDR	-	-
Net cash flow from investing activities	(205,263,182)	(3,500,000)
C. Cash Flow From Financing Activities:		
Receipt/(Payment) against short term loan	(109,887)	(2,246,776)
Payment of financial expenses	(200,578)	(145,100)
Decrease in Share money Deposit	-	(20,000)
Decrease in STD Account	-	20,000
Net Cash flow from financing activities	(310,465)	(2,391,876)
D. Increase/(Decrease) cash and cash equivalents (A+B+C)	802,059	9,223,650
E. Opening cash and cash equivalents	75,362,519	39,940,930
F. Closing cash and cash equivalents (E + D)	76,164,578	49,164,580
Net Operating Cash Flow per Share (NOCFPS)	1.51	0.14
Net Operating Cash Flow per Share (Restated)	1.51	0.11



 Chairman



 Managing Director



 Company Secretary



 Chief Financial Officer

Place: Dhaka
 Dated: November 07, 2016


FAR CHEMICAL INDUSTRIES LIMITED
Changes in Equity Statement (Un-Audited)
For the period ended September 30, 2016.

Particulars	Ordinary Share Capital	Retained Earnings	Total
As at July 01, 2016	1,365,473,470	907,807,220	2,273,280,690
Add: Current Period Net Profit	-	116,058,867	116,058,867
Total	1,365,473,470	1,023,866,087	2,389,339,557

FAR CHEMICAL INDUSTRIES LIMITED
Changes in Equity Statement (Un-Audited)
For the period ended September 30, 2015.

Particulars	Ordinary Share Capital	Retained Earnings	Total
As at July 01, 2015	1,092,378,780	836,390,809	1,928,769,589
Add: Current period net profit	-	131,642,896	131,642,896
Total	1,092,378,780	968,033,705	2,060,412,485


Chairman


Managing Director


Company Secretary


Chief Financial Officer

Place: Dhaka
Dated: November 07, 2016