

**FAR CHEMICAL INDUSTRIES LIMITED**  
**Statement of Financial Position (Un-Audited)**  
**As at March 31, 2018**

Particulars	Amount in Taka	
	31-03-2018	30-06-2017
<b>ASSETS</b>		
<b>Non-Current Assets</b>		
Property, Plant & Equipment	1,609,258,689	1,429,493,900
Security Deposits	1,548,471	1,548,471
	<u>1,610,807,160</u>	<u>1,431,042,371</u>
<b>Current Assets:</b>		
Inventories	430,274,471	417,694,944
Trade Receivables	627,852,715	640,160,123
Advances, Deposits and Prepayments	49,168,872	34,052,246
STD Account (IPO)	2,945,000	2,950,000
STD Account (Dividend)	726,107	822,665
Cash and Cash Equivalents	39,059,686	19,919,834
	<u>1,150,026,851</u>	<u>1,115,599,812</u>
<b>TOTAL ASSETS</b>	<u>2,760,834,011</u>	<u>2,546,642,183</u>
<b>EQUITY AND LIABILITES</b>		
<b>Shareholder's Equity</b>		
Share Capital	1,802,424,980	1,638,568,160
Retained Earnings	911,747,105	859,044,368
	<u>2,714,172,085</u>	<u>2,497,612,528</u>
<b>Current Liabilites</b>		
Trade and Other Payables	34,054,567	36,561,263
Short Term borrowings	3,011,975	1,999,623
Share Money Deposit (IPO)	2,945,000	2,950,000
Dividend Payables	726,107	822,665
Provision for expenses	5,924,277	6,696,104
	<u>46,661,926</u>	<u>49,029,655</u>
<b>TOTAL EQUITY AND LIABILITES</b>	<u>2,760,834,011</u>	<u>2,546,642,183</u>
<b>Net Asset Value Per Share</b>	15.06	15.24




Chairman



Managing Director



Company Secretary



Chief Financial Officer

Place: Dhaka  
Dated: April 30, 2018

**FAR CHEMICAL INDUSTRIES LIMITED**  
**Statement of Comprehensive Income (Un-Audited)**  
**For the period ended March 31, 2018.**

Amount in Taka

Particulars	Nine Months Ended		3rd Quarter Ended	
	July 01, 2017 to March 31, 2018	July 01, 2016 to March 31, 2017	January 01, 2018 to March 31, 2018	January 01, 2017 to March 31, 2017
Sales Revenue	1,001,431,405	1,152,878,149	347,134,208	388,131,174
Less: Cost of Goods Sold	767,481,516	872,168,345	274,203,234	319,372,813
<b>Gross Profit</b>	<b>233,949,889</b>	<b>280,709,804</b>	<b>72,930,974</b>	<b>68,758,361</b>
<b>Operating Expenses</b>				
Selling & Distribution	9,708,645	9,305,087	2,975,636	3,135,251
Administrative Expenses	6,607,871	5,732,134	2,037,996	1,932,371
Employee Welfare Expenses	626,976	525,506	216,959	181,977
	<b>16,943,492</b>	<b>15,562,727</b>	<b>5,230,591</b>	<b>5,249,599</b>
<b>Profit from Operation</b>	<b>217,006,397</b>	<b>265,147,077</b>	<b>67,700,383</b>	<b>63,508,761</b>
Financial Expenses	556,713	475,496	249,527	87,564
	<b>216,449,684</b>	<b>264,671,580</b>	<b>67,450,856</b>	<b>63,421,197</b>
Add: Other Income	109,873	-	109,873	-
<b>Net profit before tax</b>	<b>216,559,557</b>	<b>264,671,580</b>	<b>67,560,729</b>	<b>63,421,197</b>
Income Tax Expenses	-	-	-	-
<b>Profit after tax</b>	<b>216,559,557</b>	<b>264,671,580</b>	<b>67,560,729</b>	<b>63,421,197</b>

<b>Earnings Per Share (EPS)</b>	1.20	1.47	0.37	0.35
---------------------------------	------	------	------	------

\* EPS calculated based on weighted average number of shares.



Chairman



Managing Director



Company Secretary



Chief Financial Officer

Place: Dhaka  
Dated: April 30, 2018

**FAR CHEMICAL INDUSTRIES LIMITED**  
**Statement of Cash Flows**  
**For the period ended March 31, 2018**

Particulars	Amount in Taka	
	July 01, 2017 to March 31, 2018	July 01, 2016 to March 31, 2017
<b>A. Cash Flow From Operating Activities:</b>		
Receipt from customers	1,013,738,813	1,194,036,566
Receipt from other income	109,873	-
Payment for Cost of Expenses	(748,683,934)	(924,939,482)
Payment for Operating Expenses	(16,493,196)	(15,817,476)
Payment for employee welfare expenses	(626,976)	(525,506)
<b>Net cash flow from Operating activities</b>	<b><u>248,044,580</u></b>	<b><u>252,754,101</u></b>
<b>B. Cash Flow From Investing Activities:</b>		
Purchase of Fixed Assets	(229,360,366)	(301,263,182)
<b>Net cash flow from investing activities</b>	<b><u>(229,360,366)</u></b>	<b><u>(301,263,182)</u></b>
<b>C. Cash Flow From Financing Activities:</b>		
Increase / (Decrease) in Short term Borrowings	1,012,351	(913,521)
Payment for financial Expenses	(556,713)	(475,496)
<b>Net Cash flow from financing activities</b>	<b><u>455,638</u></b>	<b><u>(1,389,017)</u></b>
<b>D. Increase/(Decrease) cash and cash equivalents (A+B+C)</b>	<b>19,139,852</b>	<b>(49,898,098)</b>
<b>E. Opening cash and cash equivalents</b>	<b>19,919,834</b>	<b>75,362,519</b>
<b>F. Closing cash and cash equivalents (E + D)</b>	<b><u>39,059,686</u></b>	<b><u>25,464,421</u></b>
<b>Net Operating Cash Flow Per Share</b>	<b>1.38</b>	<b>1.54</b>




Chairman



Managing Director



Company Secretary



Chief Financial Officer

Place: Dhaka  
Dated: April 30, 2018

**FAR CHEMICAL INDUSTRIES LIMITED**  
**Statement of Changes in Equity**  
**For the period ended March 31,2018**

Particulars	Ordinary Share Capital	Retained Earnings	Total
As at July 01, 2017	1,638,568,160	859,044,368	<b>2,497,612,528</b>
Add/(Less): Bonus Share	163,856,820	(163,856,820)	-
Add: Current Period Net Profit	-	216,559,557	<b>216,559,557</b>
<b>Total</b>	<b>1,802,424,980</b>	<b>911,747,105</b>	<b>2,714,172,085</b>

**FAR CHEMICAL INDUSTRIES LIMITED**  
**Statement of Changes in Equity**  
**For the period ended March 31,2017**


Particulars	Ordinary Share Capital	Retained Earnings	Total
As at July 01, 2016	1,365,473,470	907,807,220	<b>2,273,280,690</b>
Add/(Less): Bonus Share	273,094,690	(273,094,690)	-
Add: Current period net profit	-	264,671,580	<b>264,671,580</b>
<b>Total</b>	<b>1,638,568,160</b>	<b>899,384,110</b>	<b>2,537,952,270</b>



Chairman



Managing Director



Company Secretary



Chief Financial Officer

Place: Dhaka  
Dated: April 30, 2018